






Fineduct®

+1-855-712-6012 

info@fineduct.com 

www.fineduct.com 



Fineduct®

Fineduct®

Snap-on technology makes the installation intuitive.

The **Fineduct®** lineset cover system offers a variety of fittings to make installation quick and easy. Its durable PVC material includes UV inhibitors to protect it from sun damage and other weather conditions.



FITTINGS



Wall Inlet



90° Flat Joint



Coupler



Flexible Joint



End Fitting



90° Vertical Joint

Professional Grade Lineset Ducting System

Fineduct® lineset covers smooth, glossy surface give it an elegant, premium look while hiding unsightly line sets. Offered in 5 colors and 5 sizes, our sleek design will enhance the appearance of your home while protecting ductless air conditioner line sets.

COLORS



IVORY



BROWN



WHITE



GRAY



BLACK

BENEFITS

1. Premium Look

- Slim & Compact Design
- Weather-proof
- Easy To Clean

2. Excellent Fitting

- Quick & Easy To Install
- Japanese Engineering

3. Safety

- Flame-proof Finish
- Flame-retardant PVC

Elegant and premium design

Its smooth, glossy surface makes **Fineduct** unique, giving it an elegant, premium look. **Fineduct**'s sleek design will enhance the appearance of your house by blending in with your exterior and interior walls.

Durable and weather-proof

Fineduct material contains UV inhibitors to protect it from sun damage and discoloration. Our strong material also withstands rain, freezing temperatures, and snow making for a long lasting, durable product.

Easy to clean

Fineduct's smooth surface makes cleaning extremely easy. A wet towel is all that is necessary to keep products fresh and new.

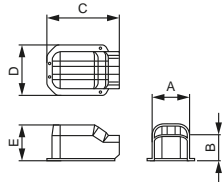
Flame-proof

Fineduct's flame-retardant PVC will protect it from potential fires making for a safer living environment.

FITTINGS

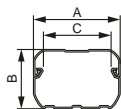


WALL INLET



	A	B	C	D	E
WA-70	75	62	188	100	77
WA-80	80	68	212	110	82
WA-100	107	72	239	143	100
WA-120	125	78	260	163	111
WA-140	147	83	280	184	110
WB-80	80	68	212	110	100

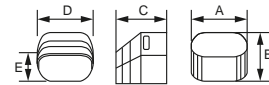
FINEDUCT



	A	B	C
KL-70	68	58	54
KL-80	75	65	59
KL-100	100	70	80
KL-120	120	75	101
KL-140	140	80	120



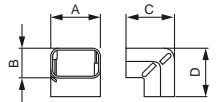
END FITTING



	A	B	C	D	E
EA-70	75	62	64	53	30



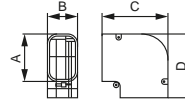
90° VERTICAL JOINT



	A	B	C	D
CA-70	75	62	97	97
CA-80	80	69.5	125	125
CA-100	105	75	120	120
CA-120	125	80	128	128
CA-140	146	86	150	150



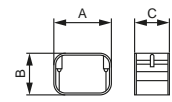
90° FLAT JOINT



	A	B	C	D
KA-70	75	62	104	104
KA-80	80	69.5	110	110
KA-100	105	75	142	142
KA-120	125	80	172	172
KA-140	146	86	200	200



COUPLER



	A	B	C
JA-70	75	62	55
JA-80	80	69.5	55
JA-100	105	75	80
JA-120	125	80	80
JA-140	146	86	100



IVORY



BROWN



WHITE



GRAY

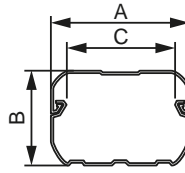


BLACK



FineDuct

Model	KL-70
	KL-80
	KL-100
	KL-120
	KL-140

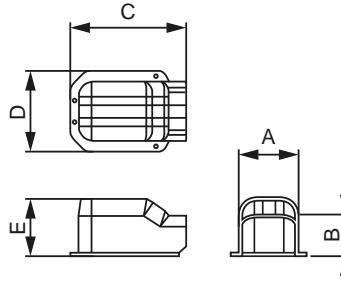


A	B	C	D	E	Carton pack
68	58	54			10 pcs
75	65	59			5 pcs
100	70	80			5 pcs
120	75	101			5 pcs
140	80	120			5 pcs



Wall Inlet

Model	WA-70
	WA-80
	WA-100
	WA-120
	WA-140
	WB-80

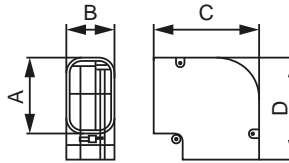


A	B	C	D	E	Carton pack
75	62	188	100	77	10 pcs
80	68	212	110	82	10 pcs
107	72	239	143	100	10 pcs
125	78	260	163	111	10 pcs
147	83	280	184	110	10 pcs
80	68	212	110	100	10 pcs



90° Flat Joint

Model	KA-70
	KA-80
	KA-100
	KA-120
	KA-140

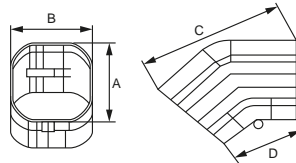


A	B	C	D	E	Carton pack
75	62	104	104		10 pcs
80	69.5	110	110		10 pcs
105	75	142	142		10 pcs
125	80	172	172		10 pcs
146	86	200	200		10 pcs



45° Flat Joint

Model	KFA-80
	KFA-120

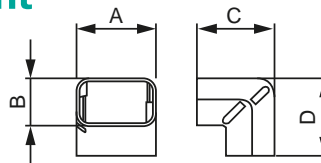


A	B	C	D	E	Carton pack
80	69.5	125	65		10 pcs
125	80	220	125		10 pcs



90° Vertical Joint

Model	CA-70
	CA-80
	CA-100
	CA-120
	CA-140

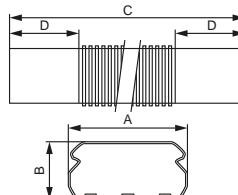


A	B	C	D	E	Carton pack
75	62	97	97		10 pcs
80	69.5	125	125		10 pcs
105	75	120	120		10 pcs
125	80	128	128		10 pcs
146	86	150	150		10 pcs



Flexible Joint

Model	FA-70
	FA-80
	FA-80L
	FA-100
	FA-120
	FA-140

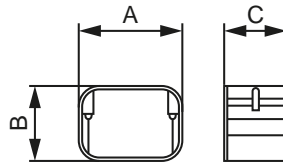


A	B	C	D	E	Carton pack
65	56	830	71		10 pcs
71	64	830	69		10 pcs
71	64	1200	69		10 pcs
96	67	830	69		10 pcs
116	72	830	69		10 pcs
136	76	1000	69		10 pcs



Coupler

Model	JA-70
	JA-80
	JA-100
	JA-120
	JA-140

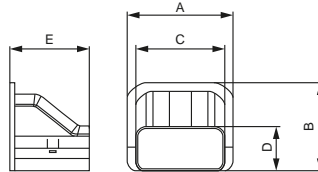


A	B	C	D	E	Carton pack
75	62	55			10 pcs
80	69.5	55			10 pcs
105	75	80			10 pcs
125	80	80			10 pcs
146	86	100			10 pcs



Ceiling Cap

Model	PA-80
	PA-100
	PA-120
	PA-140

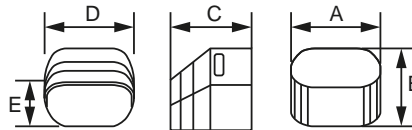


A	B	C	D	E	Carton pack
109	140	80	69.5	80	10 pcs
126	150	105	75	100	10 pcs
146	160	125	80	111	10 pcs
166	165	146	86	111	10 pcs



End Fitting

Model	EA-70
-------	-------

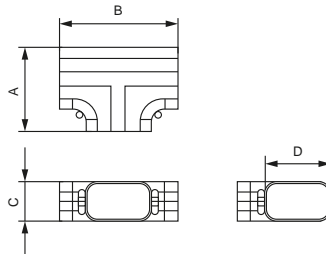


A	B	C	D	E	Carton pack
75	62	64	53	30	10 pcs



T Joint

Model	TA-80
	TA-100
	TA-120
	TA-140

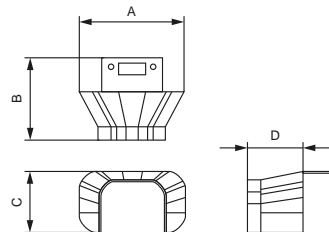


A	B	C	D	E	Carton pack
110	140	69.5	80		10 pcs
142	180	75	105		10 pcs
172	220	80	125		5 pcs
200	255	86	146		5 pcs



Reducer

Model	RA-128
	RA-1408
	RA-1008
	RA-1210
	RA-1412

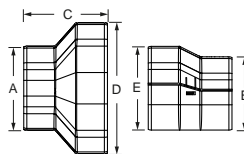


A	B	C	D	E	Carton pack
123	110	79	66		10 pcs
145	150	85	105		10 pcs
105	75	75	35		
125	79	80	35		
145	79	85	35		



Lineset Converter

Model	JB-108
	JB-128
	JB-1210

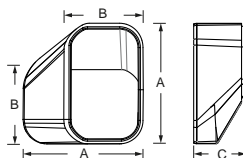


A	B	C	D	E	Carton pack
80	70	80	105	75	10 pcs
80	70	80	125	80	10 pcs
105	75	80	125	80	10 pcs



90° Change Elbow

Model	NA- 80
	NA-120



A	B	C	D	E	Carton pack
75	65	45			10 pcs (R & L)
120	75	55			10 pcs (R & L)

Fineduct[®]

Lineset covers for A/C systems

Great company culture

Continuous product improvement through integration of customer feedback and the production of excellent quality products for our customers is our motto.

Integrated manufacturing & design facility

Strong and experienced product development team and QA engineers efficiently conduct every step from drawing to prototype building to final inspection.



GET IN TOUCH



NOTES :





+1-855-712-6012



info@fineduct.com



www.fineduct.com